

Student's Name \_\_\_\_\_

Teacher's # \_\_\_\_\_ Branch \_\_\_\_\_

Score: \_\_\_\_\_ (Check one): *passed* \_\_\_\_\_ *needs more study* \_\_\_\_\_

**Total Perfect Score = 100 Passing Score = 70 (70%)**

**Keyboard**  
**3**

# Certificate of Merit



## Musical Knowledge Examination

Keyboard: Level 3


2003 Edition

1. Name each Major key signature (for example: G Major). (5 points)




\_\_\_\_\_


2. Name each Major and minor key for the following signatures. (6 points)



\_\_\_\_\_ Major  
 \_\_\_\_\_ minor




\_\_\_\_\_ Major  
 \_\_\_\_\_ minor



\_\_\_\_\_ Major  
 \_\_\_\_\_ minor

3. Add the sharps (#) or flats (b) needed to form these scales. (4 points)


A Major



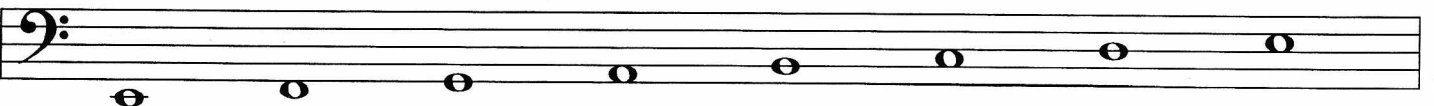
D minor, harmonic form



E<sup>b</sup> Major



E minor, natural form



4. Name the relative minor key for F Major. (1 point) \_\_\_\_\_

5. Name the relative Major key for A minor. (1 point) \_\_\_\_\_

6. Name each interval. Tell if each is Major or Perfect. (7 points)

P 5  
(example) \_\_\_\_\_

7. Name the root of each triad. Tell if each triad is Major or minor. (8 points)

C Major  
(example) \_\_\_\_\_

\_\_\_\_\_


\_\_\_\_\_

8. Write the Roman numeral (example V, I, etc.) for each scale degree. (3 points)

- \_\_\_\_\_ Tonic
- \_\_\_\_\_ Subdominant
- \_\_\_\_\_ Dominant


9. Draw the primary triads for the following keys. (6 points)

F Major



I IV V

A Major



I IV V

10. Write the counts for these rhythms.. (7 points)

a.



1 2 3 4  
(example)

b.



11. Match the correct time signature with each rhythm example. (4 points)



a.  $\frac{6}{8}$  \_\_\_\_\_ 

b.  $\frac{3}{4}$  \_\_\_\_\_ 

c.  $\frac{4}{4}$  \_\_\_\_\_ 

d.  $\frac{2}{4}$  \_\_\_\_\_ 

12. Match these items with the correct meaning or sign. (17 points)

- |  |       |                      |
|--|-------|----------------------|
| A. Poco  | _____ | a short musical idea |
| B. Staccato  | _____ | ends on V            |
| C. Molto   | _____ | sudden, sharp accent |
| D. Authentic cadence   | _____ | much, very           |
| E. Spiritoso   | _____ | alla breve           |
| F. <b>C</b>  | _____ | gradually louder     |
| G. Accelerando   | _____ | a slow tempo         |
| H. Half cadence  | _____ | gradually slower     |
| I. <i>sfz</i>  | _____ | quickly, lively      |
| J.    | _____ | little               |
| K. Motive (Motif)  | _____ | IV - I               |
| L. Vivace  | _____ | hold longer          |
| M. Ritardando  | _____ | spirited             |
| N.  | _____ | 4 beats per measure  |
| O. Plagal cadence  | _____ | gradually faster     |
| P. Adagio  | _____ | short, detached      |
| Q. <b>C</b>  | _____ | V - I                |

13. Write the meaning of each term. (4 points)

- a. andante \_\_\_\_\_
- b. diminuendo \_\_\_\_\_
- c. mezzo forte (*mf*) \_\_\_\_\_
- d. allegro \_\_\_\_\_

1 2 3 4

*mf*

5 6 7 8

Answer these questions about the music above.

Put a check ( ✓ ) on the line in front of your answer. (8 points)

14. What is another way to write the time signature **C**? 
  $\frac{3}{4}$   
  $\frac{4}{4}$   
  $\frac{6}{8}$
15. In what Major key is this piece? \_\_\_ Major
16. Name the circled triads in the following measures. Tell if each is Major or minor. The first one is done for you.
- measure 1: D Major
- measure 4: \_\_\_ \_\_\_
- measure 5: \_\_\_ \_\_\_
- measure 6: \_\_\_ \_\_\_
- measure 7: \_\_\_ \_\_\_
17. Are these triads the Primary triads? 
 yes  
 no
18. How many beat(s) is the rest worth in measure 8? \_\_\_ beat(s)

Answer these questions about the music above.

Put a check ( ✓ ) on the line in front of your answer. (9 points)

19. In what Major key is this piece?

\_\_\_\_\_

20. No time signature is given. What should it be?

—  $\frac{3}{4}$

—  $\frac{6}{8}$

21. What word best describes the music in measures 5 and 6?

\_\_\_ Repetition

\_\_\_ Sequence

22. The boxed musical pattern in measure 1 is called a

\_\_\_ cadence

\_\_\_ motive

23. Name the circled intervals in the following measures.

Tell if each in Major or Perfect (example: P4, M7)

measure 2 \_\_\_\_\_

measure 4 \_\_\_\_\_

measure 6 \_\_\_\_\_

measure 7 \_\_\_\_\_

measure 8 \_\_\_\_\_

# EAR TRAINING EVALUATION

This is your Level 3 ear training evaluation. Listen to each question and its musical example. Mark (or circle) your answer. Each example will be played two times. (10 points)

1. Recognition of Major or minor in a four-measure phrase.



\_\_\_ Major



\_\_\_ minor

2. Recognition of Major or minor in a four-measure phrase.



\_\_\_ Major



\_\_\_ minor

3. \_\_\_ Legato touch                      \_\_\_ Staccato touch

4. Recognition of Major or minor triads.

Ex. 1 Major \_\_\_                      minor \_\_\_

Ex. 2 Major \_\_\_                      minor \_\_\_

5. Recognition of Major and Perfect intervals.

Ex. 1 Major 2nd \_\_\_                      Major 3rd \_\_\_

Ex. 2 Perfect 5th \_\_\_                      Major 7th \_\_\_

Ex. 3 Perfect 4th \_\_\_                      Major 6th \_\_\_

6. Recognition of meter in a four-measure phrase.

$\frac{2}{4}$  time \_\_\_                       $\frac{3}{4}$  time \_\_\_

7. Recognition of tempo.

Adagio \_\_\_                      Spiritoso \_\_\_